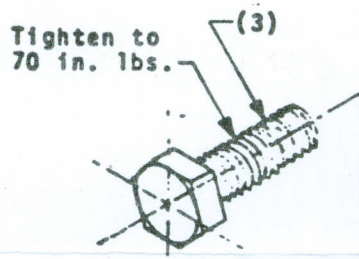
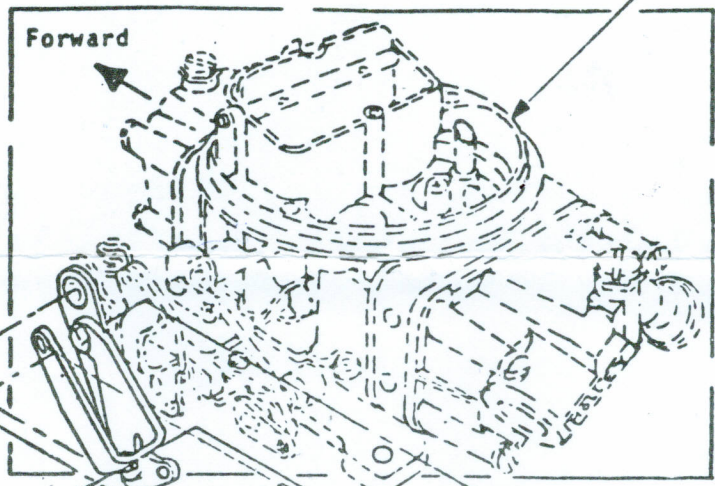


INSTRUCTION SHEET
LEVER KIT - ACCELERATOR LINKAGE
 Chrysler to Holley Double
 Pumper Carburetor

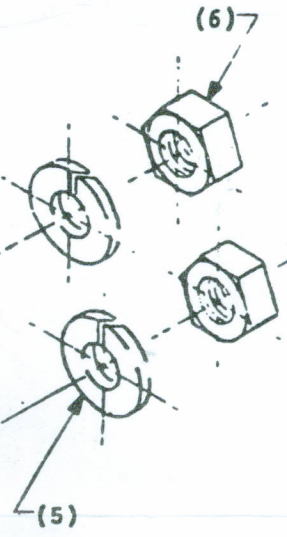
WHERE GREAT IDEAS TAKE SHAPE



Holley Double Pumper
 Carburetor



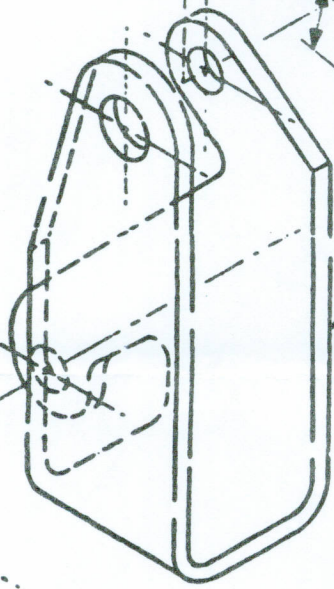
Accelerator
 Linkage



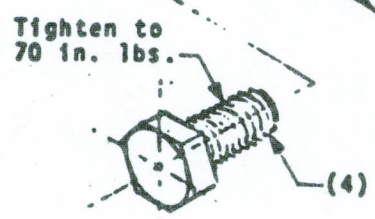
See Note 2
 .375"

Existing .250
 Dia. Hole

- NOTES:**
1. Part No. 8021 is for two levers shown.
 2. Slot existing .250 dia. hole to dimension shown. Use .250 dia. rat tail file.
 3. Assemble as shown and tighten bolts (not nuts) to specified torque.



(2)
 See Note 1



LIST OF MATERIAL

| ITEM | QTY | DESCRIPTION |
|------|-------|---|
| 1. | 1 | Lever-Part No. 8020 |
| 2. | 1 ea. | Levers-Part No. 8021 (See Note 1) |
| 3. | 1 | Hx. Hd. Bolt - .250-28 UNF x .625 long |
| 4. | 1 | Hx. Hd. Bolt - .250-28 UNF x .500 long |
| 5. | 2 | Light Helical Lock Washer - 1/4" size |
| 6. | 2 | Hx. Nut - .250-28 UNF - 2B |